


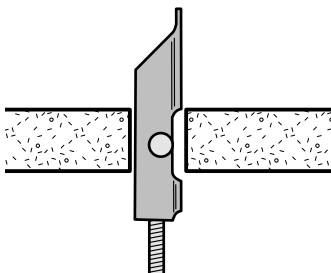
METAL TOGGLE ANCHOR

Installation:

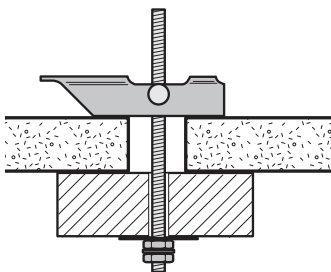
For medium duty fastening of suspended ceilings in plasterboards, gypsum fiber boards, chipboards and other constructions with cavities



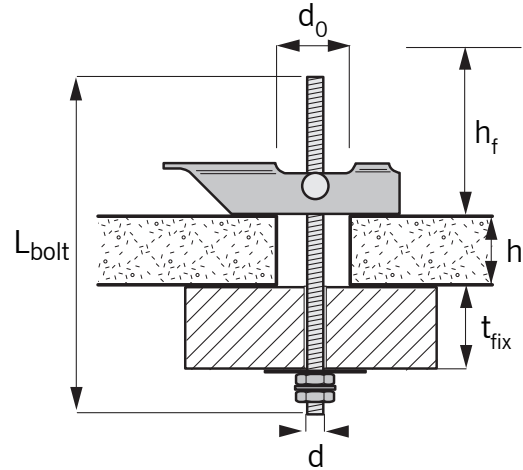
1 Drill a hole through the board with HSS-drill



2 Insert the Metal Toggle Anchor through the drilled hole. The toggle will automatically tip over. Place the fixture and tighten the nut



3 The installation is finished



Type	Dimensions			Fixing		Load Capacities
	d	L _{bolt}	h+t _{fix}	d ₀	h _f	N _{rec}
Expandet Metal Toggle Anchor	Bolt diameter mm	Screw length mm	Thickness of board and fixture (Max.) mm	Drill diameter mm	Cavity (Min.) mm	Recommended tension load kN*
With nut and washer						
5 x 100	M5	100	80	16	70	0,25
6 x 100	M6	100	80	18	70	0,25
8 x 100	M8	100	70	22	85	0,25
10 x 100	M10	100	55	25	85	0,25
10 x 200	M10	200	155	25	85	0,25
With hook						
5 x 70	M5	70	30	16	70	0,25

* Loads are recommended maximum in plasterboards with 300 mm spacing between each Metal Toggle Anchor. Safety factor is included (≥ 3). 1 kN \approx 100 kg.
Note: Is the recommended spacing not applied the load capacity will be reduced.
Important: See Expandet's "Principles for fastening" for general information on fastening as well as information on limited liability. (Can be downloaded at www.expandet.com)

 **Advantages:**

- Capable of bridging thick walls.
- Suitable in all materials with cavities.
- Can be used with all screws with metric thread.
- Fire resistant.

 **Materials:**

Metal Toggle Anchor is zinc plated min. 5 μ m.

 **Approvals:**

Metal Toggle Anchor M8 and M10 are VdS-approved.



EXPANDET SCREW ANCHORS A/S
 Svendebuen 2-6
 DK-3230 Græsted
 Denmark

Telephone: +45 70 22 79 79
 Telefax: +45 70 22 79 89

Version 09.001

www.expandet.com
expandet@expandet.dk

Graphic: Vedkom /Expandet
 ©Expandet Screw Anchors A/S, 2006
 All rights reserved